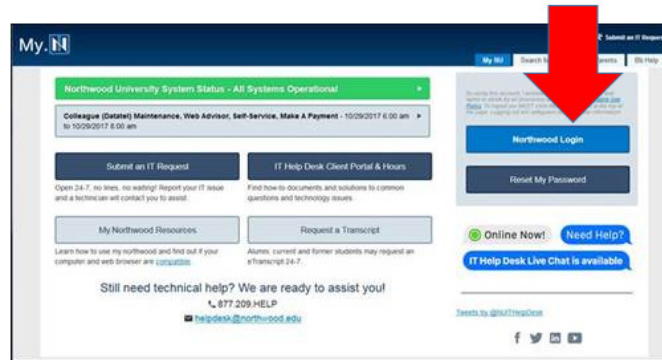
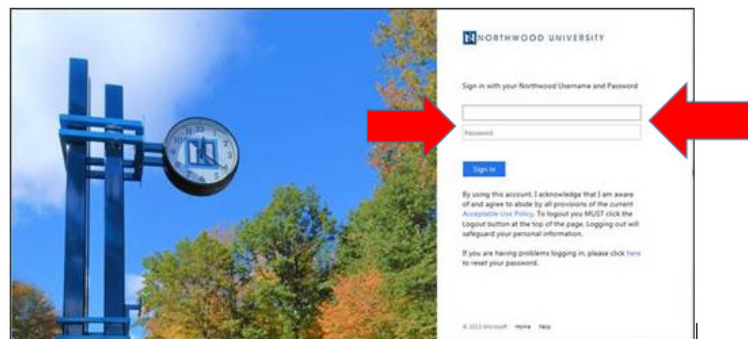


How do I find my unofficial transcript?

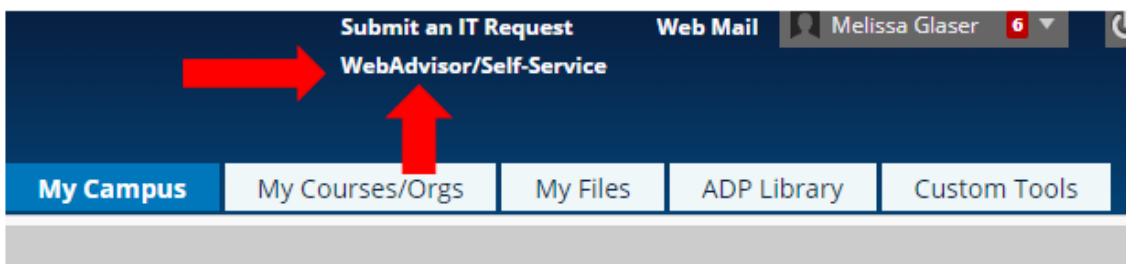
1. Login to my.northwood.edu by clicking Northwood Login button



You will be re-directed to this page. Login in with Northwood username and password

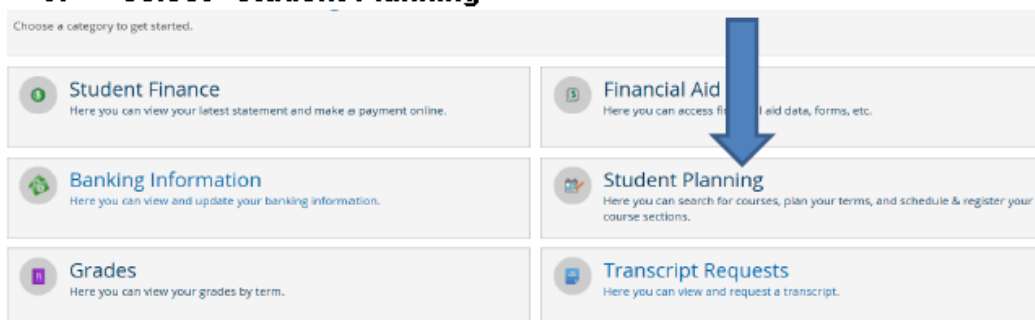


2. Click on the Web Advisor tab/Self-Service



3. Select "Student Planning"

5. Select "Student Planning"



4. Click Academics

NORTHWOOD UNIVERSITY

Academics · Student Planning · Planning Overview

Need Registration Help? [Click here to request help.](#)

Steps to Getting Started

There are many options to help you plan your courses and earn your degree. Here are 2 steps to get you started:

- 1 View Your Progress**
Start by going to My Progress to see your academic progress in your degree and search for courses.
[Go to My Progress](#)
- 2 Plan your Degree & Register for Classes**
Next, take a look at your plan to see what classes toward your degree.
[Go to Plan & Schedule](#)

Programs	Cumulative GPA	Progress
Management Associate Degree (Adult Degree Program)	(2.000 required)	<input type="text"/>
Management BBA (Adult Degree Program)	(2.000 required)	<input type="text"/>

5. Click Unofficial Transcript

NORTHWOOD UNIVERSITY

Academics · Student Planning · Planning Overview

Need Registration Help? [Click here to request help.](#)

Steps to Getting Started

There are many options to help you plan your courses and earn your degree. Here are 2 steps to get you started:

- 1 View Your Progress**
Start by going to My Progress to see your academic progress in your degree and search for courses.
[Go to My Progress](#)
- 2 Plan your Degree & Register for Classes**
Next, take a look at your plan to see what classes toward your degree.
[Go to Plan & Schedule](#)

Programs	Cumulative GPA	Progress
Management Associate Degree (Adult Degree Program)	(2.000 required)	<input type="text"/>
Management BBA (Adult Degree Program)	(2.000 required)	<input type="text"/>